

Avec roue 38 NPU

INOX LOURD

CORPS : POLYAMIDE 6**38 NPU - BANDAGE** : POLYURETHANE Coulé- Dureté 95+/-3 Shore A**38 NPUS - BANDAGE** : POLYURETHANE Souple Coulé Bleu- Dureté 87+/-3 Shore A**MONTURE** : Tôle d'acier inoxydable AISI 304 forte épaisseur. Pivot central inox AISI 303.

Pivotement sur 2 couronnes de billes AISI 420. Pivot boulonné par écrou de sureté inox permettant le réglage.

Frein double action inox (roue et pivotement).

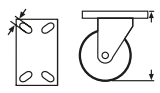
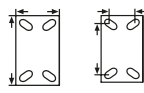
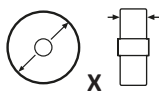
ALEPAGE



LISSE Série 380 : NPUL



ROULEAUX INOX Série 382 : NPUR



ALEPAGE



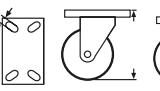
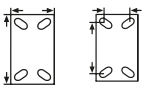
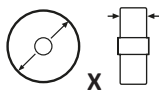
100 x 40	105 x 85 - 80 x 60	8	137	42		250	380100.2012	380100.2022	380100.2032
100 x 40	105 x 85 - 80 x 60	8	137	42		250	382100.2012	382100.2022	382100.2032
100 x 40	135 x 110 - 105 x 80	10	137	42		250	380100.2013	380100.2023	380100.2033
100 x 40	135 x 110 - 105 x 80	10	137	42		250	382100.2013	382100.2023	382100.2033
125 x 40	105 x 85 - 80 x 60	8	162	42		300	380125.2012	380125.2022	380125.2032
125 x 40	105 x 85 - 80 x 60	8	162	42		300	382125.2012	382125.2022	382125.2032
125 x 40	135 x 110 - 105 x 80	10	162	42		300	380125.2013	380125.2023	380125.2033
125 x 40	135 x 110 - 105 x 80	10	162	42		300	382125.2013	382125.2023	382125.2033
150 x 40	135 x 110 - 105 x 80	10	192	49		370	380150.2013	380150.2023	380150.2033
150 x 40	135 x 110 - 105 x 80	10	192	49		370	382150.2013	382150.2023	382150.2033
200 x 50	135 x 110 - 105 x 80	12	248	60		600	380200.2014	380200.2024	380200.2034
200 x 50	135 x 110 - 105 x 80	12	248	60		600	382200.2014	382200.2024	382200.2034

Avec roue 38 NPUS

ALEPAGE



ROULEAUX INOX Série 382S : NPUSRI



ALEPAGE



100 x 40	105 x 85 - 80 x 60	8	137	42		250	382S100.2012	382S100.2022	382S100.2032
100 x 40	135 x 110 - 105 x 80	10	137	42		250	382S100.2013	382S100.2023	382S100.2033
125 x 40	105 x 85 - 80 x 60	8	162	42		300	382S125.2012	382S125.2022	382S125.2032
125 x 40	135 x 110 - 105 x 80	10	162	42		300	382S125.2013	382S125.2023	382S125.2033
150 x 40	135 x 110 - 105 x 80	10	192	49		370	382S150.2013	382S150.2023	382S150.2033
200 x 50	135 x 110 - 105 x 80	12	248	60		600	382S200.2014	382S200.2024	382S200.2034