

# 62 TC & TCAS

**CORPS :** Flasque TOLE d'acier zinguée

**BANDAGE :**

Série TC - CAOUTCHOUC Noir semi-élastique - Dureté 85+/-5 Shore A

Série TCAS - CAOUTCHOUC Noir semi-élastique **Antistatique** ●

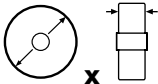





















**TEMPERATURE :**

-20°C / +60°C

-10°C / +40°C

**ALESAGE**  ROULEAUX Série 621 : TCR & TCASR



|  x  |  |  | <b>ALESAGE</b>  |  | <b>REF.</b>       |
|---|--|--|---|--|-------------------|
| 80 x 25   | 40   | 12   |  | 60   | <b>621-01</b>     |
| 100 x 30  | 40   | 12   |  | 80   | <b>621-03</b>     |
| 100 x 30  | 39   | 12   |  | 80   | <b>621-03AS</b> ● |
| 125 x 37  | 40   | 15   |  | 130  | <b>621-04</b>     |
| 125 x 37  | 50   | 15   |  | 130  | <b>621-06</b>     |
| 125 x 37,5  | 49   | 15   |  | 115  | <b>621-06AS</b> ● |
| 160 x 40  | 60   | 20   |  | 180  | <b>621-08</b>     |
| 160 x 40  | 58   | 20   |  | 160  | <b>621-08AS</b> ● |
| 200 x 50  | 60   | 20   |  | 230  | <b>621-09</b>     |
| 200 x 50  | 58   | 20   |  | 225  | <b>621-09AS</b> ● |
| 250 x 48  | 50   | 20   |  | 250  | <b>621-24</b>     |
| 250 x 48  | 56   | 20   |  | 250  | <b>621-23</b>     |
| 250 x 48  | 62   | 25   |  | 250  | <b>621-11</b>     |
| 300 x 60  | 64   | 25   |  | 230  | <b>621-13</b>     |
| 350 x 65  | 66   | 25   |  | 260  | <b>621-14</b>     |
| 400 x 70  | 84   | 30   |  | 400  | <b>621-15</b>     |
| 400 x 100   | 84   | 30   |  | 400  | <b>621-16</b>     |

# 34 & 35 NCE

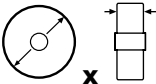


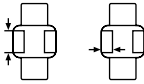



















**TEMPERATURE :**  
-20°C / +70°C

**CORPS :** POLYAMIDE Noir ou Gris  
**BANDAGE :** CAOUTCHOUC Élastique - Noir, Gris ou Bleu

**ALESAGE**  LISSE Série 350 : NCEL  ROULEAUX Série 351 : NCER  
 ROULEAUX **INOX** Série 352 : NCERi  BILLES Série 343 : NCEB\*

\*Pour recevoir vos roues équipées de roulements à billes (RAB), nous préciser le diamètre alésage après la référence. Ex : 343-04/20



|  |  |  |  | <b>ALESAGE</b>  |  | <b>REF.</b>     |
|--|--|--|--|---|--|-----------------|
| 80 x 35  | 40   | 12   | -  |  | 100  | <b>350-03</b>   |
| 100 x 35   | 40   | 15   | -  |  | 120  | <b>350-04</b>   |
| 100 x 35   | 40   | 12   | -  |  | 120  | <b>351-08</b>   |
| 100 x 40   | 40   | 15   | -  |  | 150  | <b>352-00</b>   |
| 125 x 36   | 40   | 15   | -  |  | 180  | <b>350-05</b>   |
| 125 x 36   | 40   | 12   | -  |  | 180  | <b>351-07</b>   |
| 125 x 40   | 40   | 15   | -  |  | 180  | <b>352-01/2</b> |
| 125 x 40   | 45   | 15   | -  |  | 200  | <b>351-02</b>   |
| 150 x 40   | 50   | 20   | -  |  | 240  | <b>352-02</b>   |
| 160 x 40   | 60   | 20   | -  |  | 300  | <b>351-03</b>   |
| 200 x 50   | 60   | 20   | -  |  | 400  | <b>351-05</b>   |
| 200 x 50   | 60   | 20   | -  |  | 400  | <b>352-05</b>   |
| 200 x 50   | 60   | 20 ou 25   | 47 x 17  |  | 400  | <b>343-04</b>   |
| 250 x 50   | 60   | 20   | -  |  | 480  | <b>350-08</b>   |
| 250 x 50   | 60   | 20   | -  |  | 480  | <b>351-06</b>   |
| 250 x 50   | 60   | 20   | -  |  | 480  | <b>352-06</b>   |
| 250 x 50   | 60   | 20 ou 25   | 47 x 17  |  | 480  | <b>353-08</b>   |
| 300 x 90   | 90   | 25/30 ou 35  | 62 x 24  |  | 800  | <b>343-06</b>   |